

Fernwood Primary and Nursery School

Subject Implementation Overview



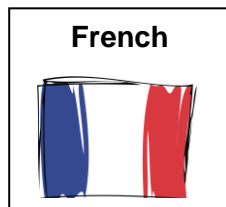
F2

Lesson 1 – Starting off – Salutations (EYFS, les salutations, lesson 1)

Sing the song

Teach children Au Revoir (there is no PowerPoint for this but refer to your resource pack)

[LO: To say hello, hi and goodbye in French.](#)



Fernwood Primary and Nursery School

Subject Implementation Overview



Y1

Ongoing throughout the year e.g. during the register, teach the children hello, hi and goodbye in French (Language angels, EYFS, les salutations, lesson 1) (There is no PowerPoint for goodbye but refer to resource pack)

LO: To say hello, hi and goodbye in French.

Lesson 4 - Numbers 1-5 (Language angels, KS1 colours and numbers)

LO: To learn numbers 1-5

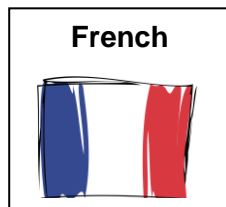
Lesson 5 – Numbers 6-10 (Language angels, KS1 colours and numbers)

LO: To learn numbers 6-10

Lesson 6 – Numbers 1-10 (Language angels, KS1 colours and numbers)

LO: To know the numbers 1-10.

LO: To know where France is on the map

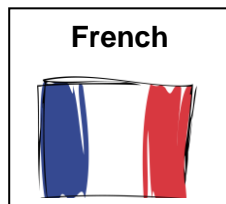


Fernwood Primary and Nursery School

Subject Implementation Overview



Y2		
Autumn	Spring	Summer
<p>Ongoing throughout the year e.g. during the register, teach the children hello, hi and goodbye in French (Language angels, EYFS, les salutations, lesson 1) (There is no PowerPoint for goodbye but refer to resource pack)</p> <p>LO: To say hello, hi and goodbye in French.</p>	<p>Lesson 4 - Numbers 1-5 (Language angels, KS1 colours and numbers) LO: To learn the numbers 1-5</p> <p>Lesson 5 – Numbers 6-10 (Language angels, KS1 colours and numbers) LO: To learn the numbers 6-10</p> <p>Lesson 6 – Numbers 1-10 (Language angels, KS1 colours and numbers) LO: To know the numbers 1-10</p> <p>Lesson 2 - To learn how to say my name is... (Language angels, lesson 2, les salutations) LO: To know how to say my name is...</p>	<p>Lesson 4 - To say how you feel (Language angels, lesson 4, les salutations) LO: To be able to say how I feel.</p>

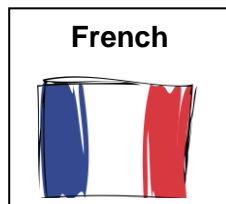


Fernwood Primary and Nursery School

Subject Implementation Overview



Y3		
Autumn 1	Spring 1	Summer 1
<p><u>I am learning (Early language teaching)</u> <u>STICK IN PUPIL UNIT GLOSSARY</u> Lesson 1 – Phonics (Extra teaching, phonics, Up to slide ‘more challenge’) NIB LO: To be able to say the sounds ‘ch’, ‘ou’, ‘on’, ‘oi’ Lesson 2 – I am learning French 1 NIB LO: To learn about France. Lesson 3 - I am learning French 2 (In books, medium writing sheet) LO: To be able to say how I feel. Lesson 4 – I am learning French 3 NIB LO: To ask what is your name and reply. Lesson 5 – I am learning French 4 (In books, reading task 1-10) LO: To know the numbers 1- 10 Lesson 6 – I am learning French 5 (In books, colour by numbers park task) LO: To know some colours.</p>	<p><u>Animals (Early language teaching)</u> <u>STICK IN PUPIL UNIT GLOSSARY</u> Lesson 1 – Animals (Lesson 1 LA) NIB LO: To be able to name 5 animals. Lesson 2 – Animals (Lesson 2 LA) NIB LO: To be able to name 5 more animals. Lesson 3 – Animals (Lesson 3 LA) (In books, easy writing task) LO: To write about animals. Lesson 4 – Animals (Lesson 4 LA) (In books, medium writing task) Sing the animal song LO: To understand ‘un’ and ‘une’</p>	<p><u>Fruits (Early language teaching)</u> <u>STICK IN PUPIL UNIT GLOSSARY</u> Lesson 1 – Fruits (Lesson 1 LA) (In books, medium sheet) LO: To be able to name 5 fruits. Lesson 2 – Fruits (Lesson 2 LA) (In books, medium sheet) LO: To be able to name 5 more fruits. Lesson 3 – Fruits (Lesson 3 LA) NIB LO: To be able to talk about one and more than one fruit. Lesson 4 – Fruits (Lesson 4 LA) (Listening grid task NIB) LO: To say which fruits you like.</p>
Autumn 2	Spring 2	Summer 2
<p><u>Colours, days of the week, months of the year.</u> <u>(Language angels – go to extra teaching / other)</u> <u>STICK IN PUPIL UNIT GLOSSARY</u> Lesson 1 – Days of the week (In books, translation easy sheet) LO: To learn the days of the week. Lesson 2 – Months (In books, hard writing task) LO: To learn the months of the year. Lesson 3 – Numbers (lesson 2) NIB LO: To learn numbers 11-20 Lesson 4 – Colours NIB LO: To know some colours</p>	<p><u>I am able... (Early language teaching)</u> <u>STICK IN PUPIL UNIT GLOSSARY</u> Lesson 1 – I am able (Lesson 1 LA) NIB LO: To be able to say 5 things I can do. Lesson 2 – I am able (Lesson 2 LA) NIB LO: To be able to say 5 more things I can do. Lesson 3 – I am able (Lesson 3 LA) – new learning from slide 33. (In book, easy writing task) LO: To be able to say things I can do. Lesson 4 – I am able (Lesson 4 LA) (In books, easy writing task) LO: To say I am able to...</p>	<p><u>Little Red Riding Hood (Early language teaching)</u> <u>STICK IN PUPIL UNIT GLOSSARY</u> Lesson 1 – Little red riding hood (Lesson 1 LA) NIB LO: To listen to the story Little red riding hood. Lesson 2 – Little red riding hood (Lesson 2 LA) – NIB -play the game. LO: To understand key words from the story. Lesson 3 – Little red riding hood (Lesson 3 LA) NIB LO: To learn body parts linked to the story. Lesson 4 – Little red riding hood (Lesson 4 LA) NIB – Play the games. LO: To know the body parts linked to the story. Lesson 5 – Little red riding hood (Lesson 5 LA) (In books, word and picture cards cut, stick, match activity) Sing the little red riding hood song LO: To match words and pictures from the story.</p>

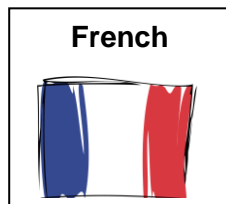


Fernwood Primary and Nursery School

Subject Implementation Overview



Y4		
Autumn 1	Spring 1	Summer 1
<p>Fruits (Early language teaching) <u>STICK IN PUPIL UNIT GLOSSARY</u></p> <p>Lesson 1 – Phonics (Extra teaching, phonics, lesson 1 LA up to slide more challenge) NIB LO: To be able to say the sounds ‘ch’, ‘ou’, ‘on’, ‘oi’</p> <p>Lesson 2 – Phonics (Extra teaching, phonics, lesson 2 LA up to slide more challenge) NIB LO: To be able to say the sounds ‘i’, ‘in’, ‘ique’, ‘ille’</p> <p>Lesson 3 – Fruits (Lesson 4 LA) – recap from last year. (E) NIB LO: To say which fruits I like.</p> <p>Lesson 4 – Fruits (Lesson 5 LA) (E) (In books, medium reading sheet) LO: To say which fruits I like and dislike.</p> <p>Lesson 5 – Fruits (Lesson 6 LA) (E) (EUA question sheet to do alongside the powerpoint, sheet found under ‘end of unit assessments’) LO: To apply my knowledge of fruits.</p> <p>Lesson 6 – Sing fruit song (E) LO: To explore sounds of language in a song.</p>	<p>Vegetables (Early language teaching) <u>STICK IN PUPIL UNIT GLOSSARY</u></p> <p>Lesson 1 – Vegetables (Lesson 1 LA) (E) (In books, medium gap fill task) LO: To know 5 vegetables.</p> <p>Lesson 2 – Vegetables (Lesson 2 LA) (E) (In books, medium gap fill task) LO: To know 5 more vegetables.</p> <p>Lesson 3 – Vegetables (Lesson 3 LA) (E) NIB LO: To know how to say a kilo of vegetables.</p> <p>Lesson 4 – Vegetables (Lesson 4 LA) (E)(go up to slide 27 in powerpoint) NIB LO: To be able to say ‘I would like...’</p>	<p>In the classroom (Intermediate) <u>STICK IN PUPIL UNIT GLOSSARY</u></p> <p>Lesson 1 – In the classroom (Lesson 1 LA) (In books, easy writing task) LO: To learn 7 classroom objects.</p> <p>Lesson 2 – In the classroom (Lesson 2 LA) NIB but Sing the song linked to lesson. LO: To learn 5 more classroom objects.</p> <p>Lesson 3 – In the classroom (Lesson 3 LA) (Oral snap card game to be played in small groups. Teacher prepare the snap cards) NIB LO: To be able to say what is in my pencil case.</p> <p>Lesson 4 – In the classroom (Lesson 4 LA) (In books, easy writing task) LO: To learn the different way of saying ‘my’.</p>
Autumn 2	Spring 2	Summer 2
<p>I am able (Early language teaching) <u>STICK IN PUPIL UNIT GLOSSARY</u></p> <p>Lesson 1 – I am able (Lesson 4 LA) (E) NIB Sing the song LO: To say I am able to.</p> <p>Lesson 2 – I am able (Lesson 5 LA) (E) (Oral task, stick oral scaffold in books) LO: To say I am and not able to.</p> <p>Lesson 3 – I am able (Lesson 6 LA) (E) NIB LO: To extend sentences with conjunctions.</p>	<p>Presenting myself (Intermediate) <u>STICK IN PUPIL UNIT GLOSSARY</u></p> <p>Lesson 1 – Presenting myself (Lesson 1 LA) NIB LO: To understand a conversation with someone I have just met.</p> <p>Lesson 2 – Presenting myself (Lesson 2) (In books, easy writing task 2) LO: To write a conversation between 2 people.</p> <p>Lesson 3 – Presenting myself (Lesson 3 LA) NIB LO: To show I can confidently count to 10.</p> <p>Lesson 4 – Presenting myself (Lesson 4) (In books, easy writing task) LO: I can say how old I am.</p>	<p>At the tea room (Intermediate) <u>STICK IN PUPIL UNIT GLOSSARY</u></p> <p>Lesson 1 – At the tearoom (Lesson 1 LA) NIB LO: To learn some food and drinks.</p> <p>Lesson 2 – At the tearoom (Lesson 2 LA) – Go as far as you would like on the powerpoint after vocab recap. (In books, easy word puzzle) LO: To continue to learn some food and drinks.</p> <p>Lesson 3 – At the tearoom (Lesson 3 LA) – new learning from slide 13. NIB LO: To be able to order food and drinks</p> <p>Lesson 4 – At the tearoom (Lesson 4 LA) (In books, worksheet slide 28 easy) LO: To be able to order more than one item in a café.</p>

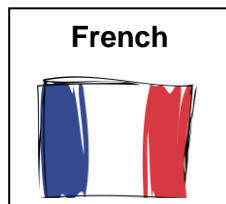


Fernwood Primary and Nursery School

Subject Implementation Overview



Y5		
Autumn 1	Spring 1	Summer 1
<p><u>Seasons (Early language teaching)</u> <u>STICK IN PUPIL UNIT GLOSSARY</u></p> <p>Lesson 1 – Phonics (Extra teaching, phonics, lesson 1 LA up to slide more challenge) NIB LO: To be able to say the sounds ‘ch’, ‘ou’, ‘on’, ‘oi’</p> <p>Lesson 2 – Seasons (Lesson 1 LA) (In books, medium writing sheet) LO: To learn the 4 seasons.</p> <p>Lesson 3 – Seasons (Lesson 2 LA) NIB LO: To learn vocabulary about winter.</p> <p>Lesson 4 – Seasons (Lesson 3 LA) LO: To learn vocabulary about Spring. (In books, medium writing sheet)</p> <p>Lesson 5 – Seasons (Lesson 4 LA) NIB Sing the song LO: To learn vocabulary about Summer.</p> <p>Lesson 6 – Seasons (Lesson 5 LA) NIB LO: To learn vocabulary about Autumn.</p>	<p><u>Presenting myself (Intermediate)</u> <u>STICK IN PUPIL UNIT GLOSSARY</u></p> <p>Lesson 1 – Phonics (Extra teaching, phonics, lesson 3 LA up to slide more challenge) NIB LO: To be able to say the sounds è ,é, e, eau, eux.</p> <p>Lesson 2 – Presenting myself (Lesson 4 LA) Recap lesson NIB LO: I can say how old I am.</p> <p>Lesson 3 – Presenting myself (Lesson 5 LA) (In books, medium reading task) LO: To say where I live and what nationality I am.</p> <p>Lesson 4 – Presenting myself (Lesson 6 LA) (In books, EUA questions, sheet 2 only) LO: To understand a person presenting themselves.</p>	<p><u>At the tearoom (Intermediate)</u> <u>STICK IN PUPIL UNIT GLOSSARY</u></p> <p><u>2023-2024</u> Lesson 1 – At the tearoom (Lesson 1 LA) NIB LO: To learn some food and drinks.</p> <p>Lesson 2 – At the tearoom (Lesson 2 LA) – Go as far as you would like on the powerpoint after vocab recap. (In books, easy word puzzle) LO: To continue to learn some food and drinks.</p> <p>Lesson 3 – At the tearoom (Lesson 3 LA) – new learning from slide 13. NIB LO: To be able to order food and drinks</p> <p>Lesson 4 – At the tearoom (Lesson 4 LA) (In books, worksheet slide 28 easy) LO: To be able to order more than one item in a café.</p> <p><u>2024/2025</u> Lesson 1 – At the tearoom (Lesson 4 LA) NIB LO: To be able order more than one item in a café.</p> <p>Lesson 2 – At the tearoom (Lesson 5 LA) (In books, easy extended writing activity) LO: To learn about French currency.</p> <p>Lesson 3 – At the tearoom (Lesson 6 LA) (In books, EUA questions sheet 2) LO: To understand café related conversation.</p>
Autumn 2	Spring 2	Summer 2
<p><u>In the classroom (Intermediate)</u> <u>STICK IN PUPIL UNIT GLOSSARY</u></p> <p>Lesson 1 – Phonics (Extra teaching, phonics, lesson 2 LA up to slide more challenge) NIB LO: To be able to say the sounds ‘i’, ‘in’, ‘ique’, ‘ille’</p> <p>Lesson 2 – In the classroom (Lesson 4 LA) NIB LO: To learn the different ways of saying ‘my’.</p> <p>Lesson 3 – In the classroom (Lesson 5 LA) (In books, worksheet slide 35) LO: To learn how to say what is not in my pencil case.</p> <p>Lesson 4 – In the classroom (Lesson 6 LA) Sing the song NIB LO: To talk about objects in the classroom.</p>	<p><u>My family (Intermediate)</u> <u>STICK IN PUPIL UNIT GLOSSARY</u></p> <p>Lesson 1 – My family (Lesson 1 LA, up to slide 34) NIB LO: To learn the names of family members.</p> <p>Lesson 2 – My family (Lesson 2 LA) (In books, medium writing task) LO: To know how to say ‘my’ family member.</p> <p>Lesson 3 – My family (Lesson 3 LA) (In books, easy writing task) LO: To say if I have brothers or sisters.</p> <p>Lesson 4 – My family (Lesson 4 LA) NIB LO: To learn how to introduce my family members.</p>	<p><u>My home (Intermediate)</u> <u>STICK IN PUPIL UNIT GLOSSARY</u></p> <p>Lesson 1 – My home (Lesson 1 LA) (In books, easy writing task) LO: To say where I live.</p> <p>Lesson 2 – My home (Lesson 2 LA) (Role play activity) NIB LO: To name some rooms in a home.</p> <p>Lesson 3 – My home (Lesson 3 LA) (In books, medium room labelling exercise) LO: To name more rooms in a home.</p> <p>Lesson 4 – My home (Lesson 4 LA, up to slide 44) NIB LO: To say what is and isn’t in my home.</p>



Fernwood Primary and Nursery School

Subject Implementation Overview



Y6		
Autumn 1	Spring 1	Summer 1
<p><u>Presenting myself (I)</u> <u>Numbers</u> <u>STICK IN PUPIL UNIT GLOSSARY</u></p> <p>Lesson 1 – Phonics (Extra teaching, phonics, lesson 1 LA up to slide more challenge) NIB LO: To be able to say the sounds ‘ch’, ‘ou’, ‘on’, ‘oi’ Lesson 2 – Numbers (Extra teaching, other, lesson 3) (In books, worksheet) LO: To learn the numbers 21-30 Lesson 3 – Presenting myself (Lesson 6) (In books, EUA question sheet, page 2, children complete task in books, not on sheet) LO: To be able to present myself in a conversation.</p>	<p><u>The date (I)</u> <u>STICK IN PUPIL UNIT GLOSSARY</u></p> <p>Lesson 1 – Phonics (Extra teaching, phonics, lesson 3 LA up to slide more challenge) NIB LO: To be able to say the sounds è ,é, e, eau, eux. Lesson 2 – The date (Lesson 1 LA) (In books, medium writing sheet, children complete in their books, not on the sheet) LO: To know the days of the week. Lesson 3 – The date (Lesson 2 LA) NIB Sing the song LO: To know how to count to 31. Lesson 4 – The date (Lesson 4 LA) (In books, reading task) LO: To be able to read and say the date.</p>	<p><u>My home (I)</u> <u>STICK IN PUPIL UNIT GLOSSARY</u></p> <p>Lesson 1 – My home (Lesson 4 LA, up to slide 44) (In books, easy writing task, children complete the task in books, not on the sheet) LO: To say what is and isn't in my home. Lesson 2 – My home (Lesson 5 LA) (In books, medium reading task, complete on the sheet) LO: To be able to read about my home. Lesson 3 – My home (Lesson 6 LA) NIB LO: To be able to talk about my home.</p>
Autumn 2	Spring 2	Summer 2
<p><u>My family (I)</u> <u>STICK IN PUPIL UNIT GLOSSARY</u></p> <p>Lesson 1 – Phonics (Extra teaching, phonics, lesson 2 LA up to slide more challenge) NIB LO: To be able to say the sounds ‘i’, ‘in’, ‘ique’, ‘ille’ Lesson 2 – My family (Lesson 4 LA) (In books, easy translation task) LO: To learn how to introduce my family members. Lesson 3 – My family (Lesson 5 LA) NIB LO: To learn numbers to 100. Lesson 4 – My family (Lesson 6 up to slide 27) (In books, EUA question sheet, page 2, children complete task in books, not on sheet) LO: To be able to name and introduce family members.</p>	<p><u>Do you have a pet? (I)</u> <u>STICK IN PUPIL UNIT GLOSSARY</u></p> <p>Lesson 1 – Do you have a pet? (Lesson 1 LA) NIB LO: To learn the names of some pets. Lesson 2 – Do you have a pet? (Lesson 2 LA) (In books, medium reading task) LO: To be able to say I have a pet. Lesson 3 – Do you have a pet? (Lesson 3 LA – up to slide 35) (In books, easy writing task, children complete task in books, not on the sheet) LO: To be able to introduce a pet. Lesson 4 – Do you have a pet? (Lesson 4 LA – up to slide 35) NIB LO: To say if you do or do not have a pet. Lesson 5 – Do you have a pet? (Lesson 5 LA – up to slide 30) Sing the song NIB LO: To talk about a pet using a conjunction.</p>	<p><u>Clothes (I)</u> <u>STICK IN PUPIL UNIT GLOSSARY</u></p> <p>Lesson 1 – Clothes (Lesson 1 LA) NIB LO: To learn some names of items of clothing. Lesson 2 – Clothes (Lesson 2 LA) Sing the song NIB LO: To learn some more names of items of clothing. Lesson 3 – Clothes (Lesson 3 LA – up to slide 19) (In books, school clothes easy task, complete task in books, not on sheet) LO: To be able to say what I wear. Lesson 4 – Clothes (Lesson 4 LA) (In books, easy writing task, children complete in books, not on sheet) LO: To describe clothing using colours. Lesson 5 – Clothes (Lesson 5 LA) NIB LO: To use the possessive adjective ‘my’.</p>