

Fernwood Primary and Nursery School

Subject Implementation Overview

MFL - French



Foundation 2- Reception

UTW


Salutations

Lesson 1 - Starting off - Salutations (EYFS, les salutations, lesson 1)

Sing the song

Teach children Au Revoir (there is no PowerPoint for this but refer to your resource pack)

To say hello, hi and goodbye in French.



Fernwood Primary and Nursery School

Subject Implementation Overview

MFL - French



Y1

Salutations and Numbers

Ongoing throughout the year e.g. during the register, teach the children hello, hi and goodbye in French (Language angels, EYFS, les salutations, lesson 1) (There is no PowerPoint for goodbye but refer to resource pack)

LO: To say hello, hi and goodbye in French.

Lesson 4 - Numbers 1-5 (Language angels, KS1 colours and numbers)

LO: To learn numbers 1-5


Lesson 5 - Numbers 6-10 (Language angels, KS1 colours and numbers)

LO: To learn numbers 6-10

Lesson 6 - Numbers 1-10 (Language angels, KS1 colours and numbers)

LO: To know the numbers 1-10.

LO: To know where France is on the map




Fernwood Primary and Nursery School

Subject Implementation Overview

MFL - French



Y2		
Autumn	Spring	Summer
<p>Salutations</p> <p>Ongoing throughout the year e.g. during the register, teach the children hello, hi and goodbye in French (Language angels, EYFS, les salutations, lesson 1) (There is no PowerPoint for goodbye but refer to resource pack)</p> <p>LO: To say hello, hi and goodbye in French.</p>	<p>Numbers</p> <p>Lesson 4 - Numbers 1-5 (Language angels, KS1 colours and numbers) LO: To learn the numbers 1-5</p> <p>Lesson 5 - Numbers 6-10 (Language angels, KS1 colours and numbers) LO: To learn the numbers 6-10</p> <p>Lesson 6 - Numbers 1-10 (Language angels, KS1 colours and numbers) LO: To know the numbers 1-10</p> <p>Lesson 2 - To learn how to say my name is... (Language angels, lesson 2, les salutations) LO: To know how to say my name is...</p>	<p>How I feel</p> <p>Lesson 4 - To say how you feel (Language angels, lesson 4, les salutations) LO: To be able to say how I feel.</p>



Fernwood Primary and Nursery School


Subject Implementation Overview

MFL - French



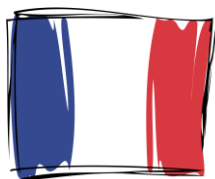
Y3

Autumn 2	Spring 2	Summer 2
<p>I am learning (Early language teaching) <u>STICK IN PUPIL UNIT GLOSSARY</u> Lesson 1 - I am learning French 1 NIB LO: To learn about France. Lesson 2 - I am learning French 2 (In books, medium writing sheet) LO: To be able to say how I feel. Lesson 3 - I am learning French 3 NIB - <i>sing the song</i> LO: To ask what is your name and reply. Lesson 4 - I am learning French 4 (In books, reading task 1-10) LO: To know the numbers 1- 10 Lesson 5 - I am learning French 5 (In books, colour by numbers park task) LO: To know some colours. Lesson 6 - NIB LO: To look up French vocabulary in a dictionary. Teachers give a selection of vocab covered this half term in English. Can chn find the words in French in the French dictionary?</p>	<p>Colours, days of the week, months of the year. (Language angels - go to extra teaching / other) <u>STICK IN PUPIL UNIT GLOSSARY</u> Lesson 1 - Days of the week (In books, translation easy sheet) LO: To learn the days of the week. Lesson 2 - Months (In books, hard writing task) LO: To learn the months of the year. Lesson 3 - Numbers (lesson 2) NIB LO: To learn numbers 11-20 Lesson 4 - Colours NIB - <i>sing the song</i> LO: To know some colours Lesson 5 - Numbers (Lesson3) (In books complete the matching numbers worksheet) LO: To learn numbers 21- 31</p>	<p>Fruits (Early language teaching) <u>STICK IN PUPIL UNIT GLOSSARY</u> Lesson 1 - Fruits (Lesson 1 LA) (In books, medium sheet) LO: To be able to name 5 fruits. Lesson 2 - Fruits (Lesson 2 LA) (In books, medium sheet) LO: To be able to name 5 more fruits. Lesson 3 - Fruits (Lesson 3 LA) NIB LO: To be able to talk about one and more than one fruit. Lesson 4 - Fruits (Lesson 4 LA) (Listening grid task NIB) LO: To say which fruits you like. Lesson 5 - The very hungry caterpillar. LO: To understand key words from a story. Follow the following link and listen to the story in French, can the children listen out for and read the names of the fruit they know and the days of the week! Have vocabulary sheets out to aide. Listen then ask children to join in a second time. NIB https://www.youtube.com/watch?v=rG0GDuemlTQ</p>



Y4

Autumn 2	Spring 2	Summer 2
<p><u>I can ... (Early language teaching)</u> <u>STICK IN PUPIL UNIT GLOSSARY</u></p> <p>Lesson 1 - I am able (Lesson 1 LA) NIB LO: To be able to say 5 things I can do.</p> <p>Lesson 2 - I am able (Lesson 2 LA) NIB - sing the song LO: To be able to say 5 more things I can do.</p> <p>Lesson 3 - I am able (Lesson 3 LA) - new learning from slide 33. (In book, easy writing task) LO: To be able to say things I can do.</p> <p>Lesson 4 - I am able (Lesson 4 LA) (In books, easy writing task) LO: To say I am able to...</p> <p>Lesson 5 - I am able (Lesson 5 LA) NIB LO: To say I am able/not able to...</p>	<p><u>Presenting myself (Intermediate)</u> <u>STICK IN PUPIL UNIT GLOSSARY</u></p> <p>Lesson 1 - Presenting myself (Lesson 2) (In books, easy writing task 2) LO: To write a conversation between 2 people.</p> <p>Lesson 2 - Presenting myself (Lesson 3 LA) NIB - sing the song LO: To show I can confidently count to 10.</p> <p>Lesson 3 - Presenting myself (Lesson 4) (In books, easy writing task) LO: I can say how old I am.</p> <p>Lesson 4 - Presenting myself (Lesson 5 LA) (In books, medium reading task) LO: To say where I live and what nationality I am.</p> <p>Lesson 5 - (Language Angels - go to extra tab at the top, numbers, Lesson 4 up to slide 23 only). Learn the 10s in French. NIB LO: To learn the 10s in French up to 100.</p>	<p><u>In the classroom (Intermediate)</u> <u>STICK IN PUPIL UNIT GLOSSARY</u></p> <p>Lesson 1 - In the classroom (Lesson 1 LA) (In books, easy writing task) LO: To learn 7 classroom objects.</p> <p>Lesson 2 - In the classroom (Lesson 2 LA) NIB but Sing the song linked to lesson. LO: To learn 5 more classroom objects.</p> <p>Lesson 3 - In the classroom (Lesson 3 LA) (Oral snap card game to be played in small groups. Teacher prepare the snap cards) NIB LO: To be able to say what is in my pencil case.</p> <p>Lesson 4 - In the classroom (Lesson 4 LA) (In books, easy writing task) LO: To learn the different ways of saying 'my'.</p> <p>Lesson 5 - In the classroom (Lesson 5 LA) (In books, worksheet slide 35) LO: To learn how to say what is not in my pencil case.</p> <p>Lesson 6 - NIB LO: To look up French vocabulary in a dictionary. Teachers give a selection of vocab covered this half term in English. Can chn find the words in French in the French dictionary?</p>



Fernwood Primary and Nursery School

Subject Implementation Overview

MFL - French



Y5

Autumn 2

Presenting myself (Intermediate)

STICK IN PUPIL UNIT GLOSSARY

Lesson 1 - Presenting myself (Lesson 4 LA) Recap lesson, goes through known vocab before learning how old I am. NIB

LO: I can say how old I am.

Lesson 2 - Presenting myself (Lesson 6 LA) (In books, EUA questions, sheet 2 only)

LO: To understand a person presenting themselves.

This is a large PowerPoint but it is all recapped knowledge so you should be through it quite quickly.

My family (Intermediate)

STICK IN PUPIL UNIT GLOSSARY

Lesson 3 - My family (Lesson 1 LA, up to slide 34) NIB - sing the song

LO: To learn the names of family members.

Lesson 4 - My family (Lesson 2 LA) (In books, medium writing task)

LO: To know how to say 'my' family member.

Lesson 5 - My family (Lesson 3 LA) (In books, easy writing task)

LO: To say if I have brothers or sisters.

Lesson 6 - My family (Lesson 4 LA) NIB

LO: To learn how to introduce my family members.

Spring 2

Seasons (Early language teaching)

STICK IN PUPIL UNIT GLOSSARY

Lesson 1 - Seasons (Lesson 1 LA) (In books, medium writing sheet)

LO: To learn the 4 seasons.

Lesson 2 - Seasons (Lesson 2 LA) NIB -sing the song

LO: To learn vocabulary about winter.

Lesson 3 - Seasons (Lesson 3 LA)

LO: To learn vocabulary about Spring.

(In books, medium writing sheet)

Lesson 4 - Seasons (Lesson 4 LA) NIB

Sing the song

LO: To learn vocabulary about Summer.

Lesson 5 - Seasons (Lesson 5 LA) NIB

LO: To learn vocabulary about Autumn.

Lesson 6 - NIB

LO: To look up French vocabulary in a dictionary.

Teachers give a selection of vocab covered this half term in English. Can chn find the words in French in the French dictionary?

Summer 2

At the tearoom (Intermediate)

STICK IN PUPIL UNIT GLOSSARY

The last lesson this half term is to set up a café to order French foods.

Lesson 1 - At the tearoom (Lesson 1 LA) NIB

LO: To learn some food and drinks.

Lesson 2 - At the tearoom (Lesson 2 LA) - Go as far as you would like on the powerpoint after vocab recap. (In books, easy word puzzle)

LO: To continue to learn some food and drinks.

Lesson 3 - At the tearoom (Lesson 3 LA) - new learning from slide 13. NIB

LO: To be able to order food and drinks

Lesson 4 - At the tearoom (Lesson 4 LA)

(In books, worksheet slide 28 easy)

LO: To be able to order more than one item in a café.

Lesson 5 - Set up a café in the classroom or hall where the children order French food items covered this half term. Perhaps set aside an afternoon to do it.

LO: To present to an audience.

Items to buy - use French budget

Brioche


Orange squash

Pain au chocolat

Croissant

Crepes

Cheese and Ham sandwich



Subject Implementation Overview

MFL - French

Y6

Autumn 2	Spring 2	Summer 2
<p>The date (Intermediate) STICK IN PUPIL UNIT GLOSSARY</p> <p>Lesson 1 - The date (Lesson 1 LA) (In books, medium writing sheet, children complete in their books, not on the sheet) LO: To know the days of the week.</p> <p>Lesson 2 - The date (Lesson 2 LA) NIB Sing the song LO: To know the months of the year.</p> <p>Lesson 3 - The date (Lesson 3) NIB - sing the song LO: To recap date vocabulary.</p> <p>Lesson 4 - The date (Lesson 4 LA) (In books, reading task) LO: To be able to read and say the date.</p> <p>Lesson 5 - The date (Lesson 5 LA) (In books 'easy writing task') LO: To say when my birthday is.</p>	<p>Clothes (Intermediate) STICK IN PUPIL UNIT GLOSSARY</p> <p>Lesson 1 - Clothes (Lesson 1 LA) NIB LO: To learn some names of items of clothing.</p> <p>Lesson 2 - Clothes (Lesson 2 LA) Sing the song NIB LO: To learn some more names of items of clothing.</p> <p>Lesson 3 - Clothes (Lesson 3 LA - up to slide 19) (In books, school clothes easy task, complete task in books, not on sheet) LO: To be able to say what I wear.</p> <p>Lesson 4 - Clothes (Lesson 4 LA) (In books, easy writing task, children complete in books, not on sheet) LO: To describe clothing using colours.</p> <p>Lesson 5 - Clothes (Lesson 5 LA) NIB LO: To use the possessive adjective 'my'.</p>	<p>My home (Intermediate) STICK IN PUPIL UNIT GLOSSARY</p> <p>Lesson 1 - My home (Lesson 1 LA) (In books, easy writing task) LO: To say where I live.</p> <p>Lesson 2 - My home (Lesson 2 LA) (Role play activity) NIB LO: To name some rooms in a home.</p> <p>Lesson 3 - My home (Lesson 3 LA) (In books, medium room labelling exercise) LO: To name more rooms in a home.</p> <p>Lesson 4 - My home (Lesson 4 LA, up to slide 44) NIB - sing the song LO: To say what is and isn't in my home.</p> <p>Lesson 5 - My home (Lesson 5 LA) LO: To say what is and isn't in my home. (NIB complete the listening challenge on the powerpoint)</p> <p>Lesson 6 - NIB LO: To look up French vocabulary in a dictionary. Teachers give a selection of vocab covered this half term in English. Can chn find the words in French in the French dictionary?</p>